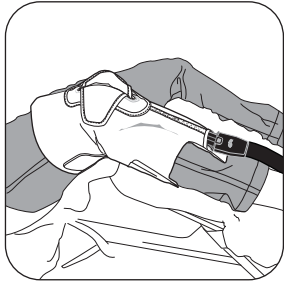


Instructions for Use: Articulated Knee Wrap (CPM Compatible)



Thank you for choosing the Game Ready System. To assure you have the best possible experience please be sure to read the entire User's Manual prior to the use of this product.

Warnings

- Always consult with your physician before using the Game Ready System for any injury. Your physician can determine whether or not the System is appropriate for your injury, and can provide advice on how to best use the System to treat your injury.
- If used incorrectly, cold therapy can cause frostbite or other tissue damage. Always follow the protocol provided by your physician.
- Do not place directly against open wounds, sores, rashes, infections, or stitches. May be applied over clothing or dressing.
- If use of the Game Ready System causes increased pain, swelling, discoloration or loss of sensation, discontinue use and consult with your physician.
- If pressure is uncomfortable, pause unit, and restart with lower pressure.

Caution: Federal law restricts this device to sale or dispensing by or on the order of a licensed healthcare practitioner.

Care: Gently remove Heat Exchanger from the cover and discard the cover. (The cover is intended for one-time use) Hand wash the Heat Exchanger, do not machine wash.

Warranty Information:

Cover: In case of manufacturer defect, cover may be returned within 7 days of purchase.

Heat Exchanger: 1 year from date of purchase. See warranty card included with Heat Exchanger.

CoolSystems, Inc.

1201 Marina Village Pkwy Suite 200

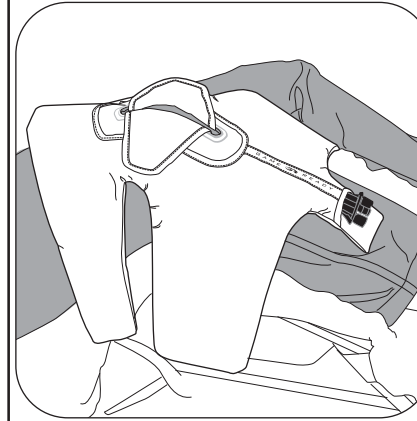
Alameda, CA 94501

1.888.GAMERREADY

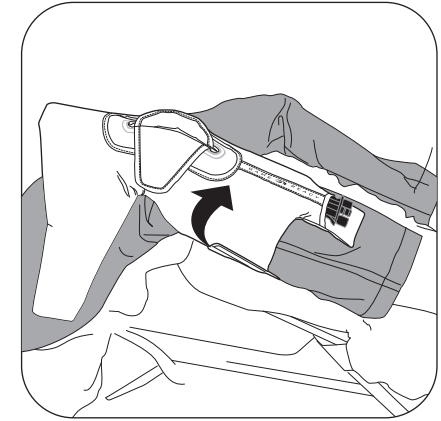
EC REP
EMERGO EUROPE
Molenstraat 15
2513 BH, The Hague
The Netherlands



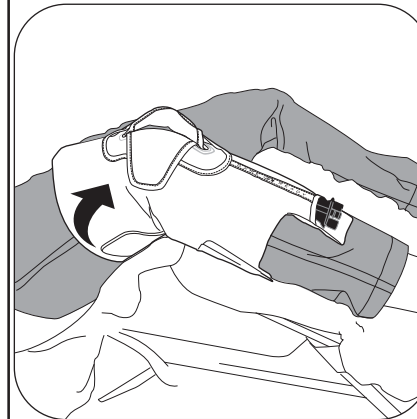
Knee Wrap Application



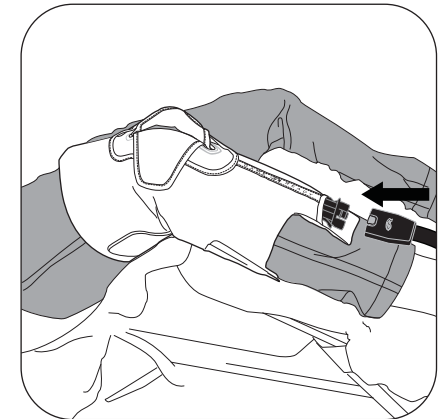
With the knee slightly bent, center the slot over the patella.



Secure the lower portion of the Wrap snugly around the calf.



Now, fasten the upper portion of the Wrap snugly around the thigh.



Make sure there is an opening behind the leg so that the knee can flex. Connect the Hose to the Wrap. If you are using a CPM Machine follow the manufacturer's instructions. If you experience discomfort, return the CPM to 0°, pause the Game Ready System and reapply the Wrap.

